



Draft Agreement on Long-Term Reform of the First Nations Child and Family Services (FNCFS) Program

Estimated Regional Funding Allocations 2025-2029



Overview

The Draft Agreement on Long-Term Reform of the First Nations Child and Family Services (FNCFS) Program commits \$47.8 billion over 10 years to ensure stable, predictable, and flexible funding to address the needs of First Nations children and families. Key areas of funding include prevention, First Nations representative services, post-majority support services, operations, protection, maintenance and care, and capital.

Indigenous Services Canada (ISC) has provided the following breakdown of the estimated funding to First Nations by region starting in 2025. These amounts do not include housing or capital funding. These estimates are based on several factors, which are explored further on the following page. There is a funding review mechanism in the Draft Agreement that will examine the sufficiency of funding in the first 5 years that will inform changes to the funding for the final 5 years of the agreement, and as such only the initial 5-year period is included in these estimates. Furthermore, if the Draft Agreement is approved in the 2024-25 fiscal year, then funding will begin to flow this fiscal year; however, these amounts are not yet determined as it will depend on the point during the fiscal year when the Agreement is approved and in place.

Region	Funding (2025-26 to 2028-29)	Increase from Current Funding (2022-23 to 2028-29)
Alberta	\$2.5 billion	34%
British Columbia	\$1.9 billion	50%
Manitoba	\$2.8 billion	58%
New Brunswick	\$469 million	30%
Newfoundland and Labrador	\$230 million	39%
Nova Scotia	\$264 million	38%
Ontario	\$3.6 billion	56%
Prince Edward Island	\$15 million	36%
Québec	\$1.2 billion	45%
Saskatchewan	\$2.1 billion	40%
Yukon	\$203 million	70%

Note: The funding estimates apply to the initial period of the Draft Agreement, up to 2028-29, and not the entire 10-year duration of the agreement because there is a program assessment before year 5 to determine if the funding is sufficient or if adjustments are necessary.



The calculations are based on a variety of factors:

Baseline Funding is calculated expenditures by FNCFS Agencies for operations and maintenance in fiscal year 2022-2023, which is the most recent available year of actual expenditures and financial data. The baseline includes actual expenditures for intake and investigations, legal fees, building repairs, and child service purchase. In subsequent years, Baseline Funding for FNCFS Agencies will be increased to account for inflation and population growth and will not be reduced. For those who are being provided child welfare services from a province, baseline amounts are based on 2022-23 Maintenance and Operations Future funding to the provincial and Yukon governments may change. A 2.1% inflation for 2023-24, and a 2% inflation for 2024-25 and 2025-26 each*, and a population growth of 1.1% for each of the three years have been applied to approximate the baseline amounts for 2025-26.

First Nation Representative Services allocation is based on \$294.72 per capita (using the estimated on reserve, on Crown land and in Yukon population for December 31, 2024) plus inflation at 2%. First Nations Representative Services will be funded at a minimum of \$75,000 to ensure sufficient funding to deliver services. First Nations Representative Services for Ontario is calculated differently as these services are required under provincial legislation.

Prevention allocation is based on \$2,603.55 per capita (using the estimated on reserve, on Crown land and in Yukon population for December 31, 2024) + inflation at 2% and minimum funding of \$75,000.

Information Technology represents 6% of the baseline amounts.

Results represents 5% of the baseline amounts.

Emergency represents 2% of the baseline amounts.

Household Support represents 5% of an estimate of the community-level poverty gap.

Post-majority Support Services: Annual envelope as per the Final Agreement.

Remoteness: Factors in the remoteness adjustment are based on the lived circumstances of First Nations communities, such as access (by road network, by ice road only, by air only, or otherwise), and geographic distance from, and access to, service centre well as costs related to personnel, including travel, shipping and living costs.

The Draft Agreement commits \$2.9 billion in capital funding under the reformed FNCFS Program. That funding will be distributed according to a planning and proposal process that will roll out over the course of the Draft Agreement. It is not possible to determine in advance how much capital funding each region will receive under that process.

*These inflation rates are for illustration purposes only. The Consumer Price Index (CPI) will be applied.

Assessments and Funding Adjustments

The Draft Agreement mandates two independent program assessments to evaluate the effectiveness of the First Nations Child and Family Services (FNCFS) reforms. The first assessment will occur in year four, which will inform funding levels at the five-year mark. It will assess the progress made in eliminating discrimination and preventing its recurrence, while also identifying areas for improvement, particularly regarding funding allocations for the following five years.

A second assessment will take place in year nine, right before the ten-year term concludes. The second assessment will review the long-term impact of the reforms and recommending further improvements to support the well-being and advancement of First Nations children, youth, young adults, and families beyond the ten-year term of this agreement. Based on the findings from these assessments the program's funding and operations will be adjusted to ensure the reforms remain effective and responsive to emerging needs.

The FNCFS Program will continue beyond the ten-year mark.



How much will each region receive?

Note: For the regional profiles below, the population includes the registered population on-reserve and on Crown Land and in the Yukon as of December 31, 2023. The total funding excludes the housing and capital funding.

PRE-AGREEMENT

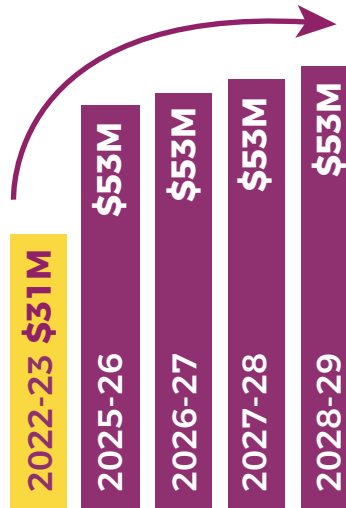
WITH AGREEMENT

Yukon

Population: 7,058
Number of First Nations: 14
2025-26 to 2028-29 Funding: \$203m

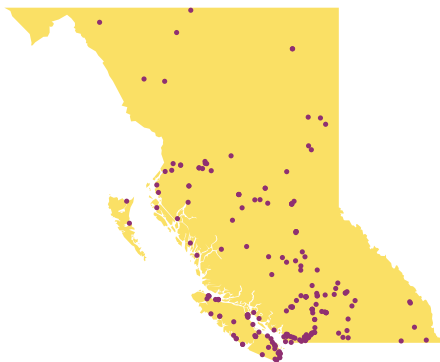


70% INCREASE




British Columbia

Population: 60,456
Number of First Nations: 202
2025-26 to 2028-29 Funding: \$1.9b



50% INCREASE



How much will each region receive?

PRE-AGREEMENT

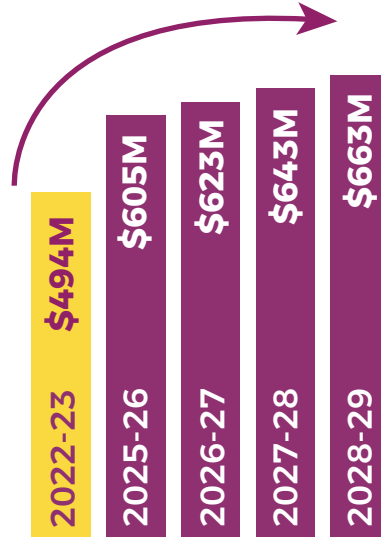
WITH AGREEMENT

Alberta

Population: 78,659
Number of First Nations: 45
2025-26 to 2028-29 Funding: \$2.5b




34% INCREASE




Saskatchewan

Population: 81,663
Number of First Nations: 75
2025-26 to 2028-29 Funding: \$2.1b



40% INCREASE



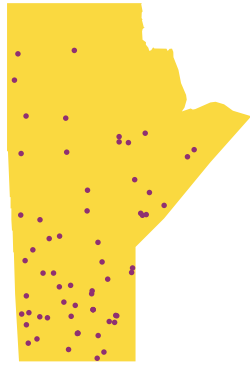
How much will each region receive?

PRE-AGREEMENT


WITH AGREEMENT

Manitoba

Population: 92,272
Number of First Nations: 63
2025-26 to 2028-29 Funding: \$1.2b



58% INCREASE

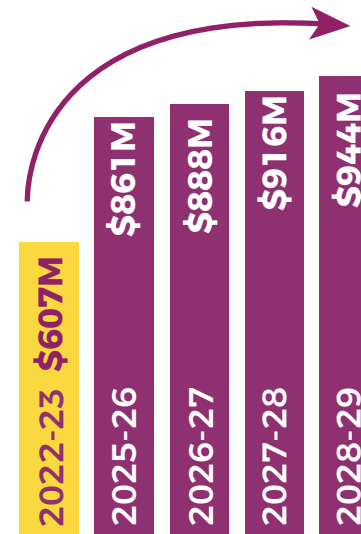


Ontario

Population: 97,530
Number of First Nations: 134
2025-26 to 2028-29 Funding: \$3.6b



56% INCREASE

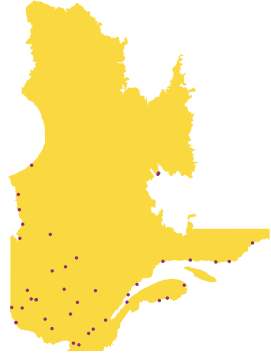


How much will each region receive?

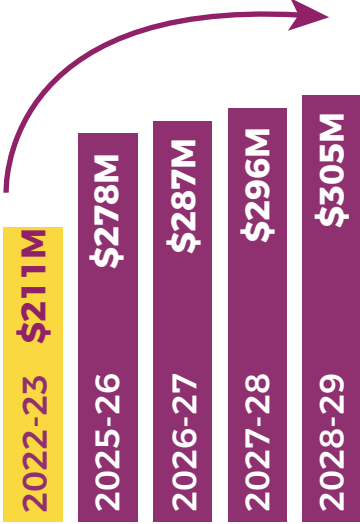
PRE-AGREEMENT WITH AGREEMENT

Québec

Population: 41,206
Number of First Nations: 27*
2025-26 to 2028-29 Funding: \$1.2b



45% INCREASE

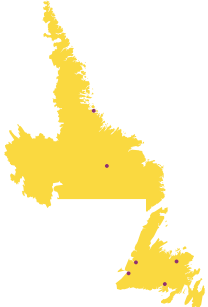


Year	Funding (M)
2022-23	\$211M
2025-26	\$278M
2026-27	\$287M
2027-28	\$296M
2028-29	\$305M


*27 of the 40 First Nations in Québec are served by FNCFS Programs.

Newfoundland and Labrador

Population: 3,732
Number of First Nations: 6
2025-26 to 2028-29 Funding: \$230m



39% INCREASE



Year	Funding (M)
2022-23	\$43M
2025-26	\$55M
2026-27	\$57M
2027-28	\$58M
2028-29	\$60M

How much will each region receive?

PRE-AGREEMENT

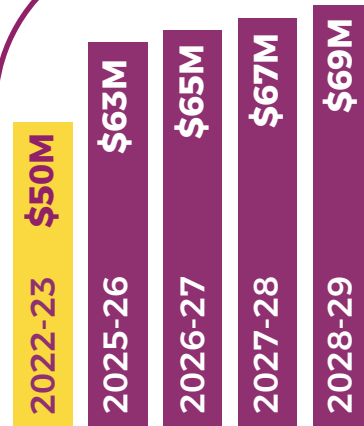
WITH AGREEMENT

Nova Scotia

Population: 11,523
Number of First Nations: 13
2025-26 to 2028-29 Funding: \$264m

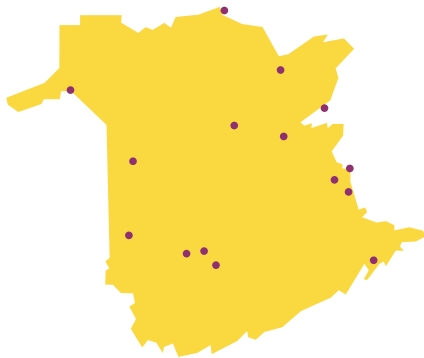


38% INCREASE

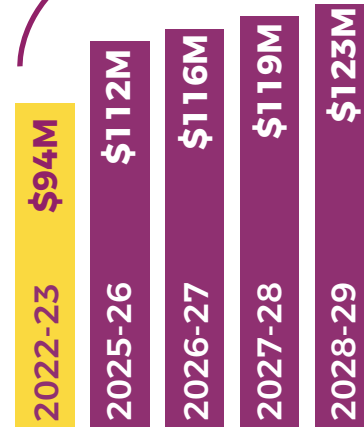


New Brunswick

Population: 10,098
Number of First Nations: 15
2025-26 to 2028-29 Funding: \$469m



30% INCREASE



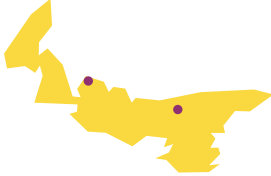
How much will each region receive?

PRE-AGREEMENT

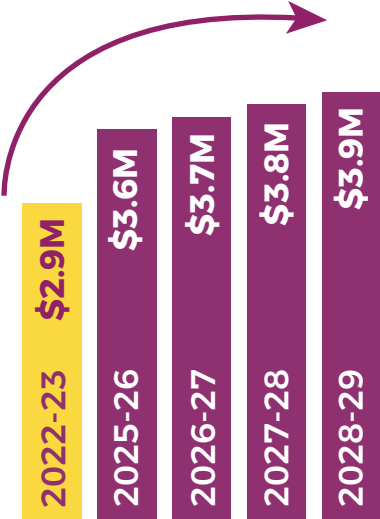
WITH AGREEMENT

Prince Edward Island

Population: 654
Number of First Nations: 2
2025-26 to 2028-29 Funding: \$15m



36% INCREASE





**50 O'Connor Street
Suite 200, Ottawa
Ontario K1P 6L5
Tel: 613.241.6789
Fax: 613.241.5808**

Questions? Email:
social.development@afn.ca